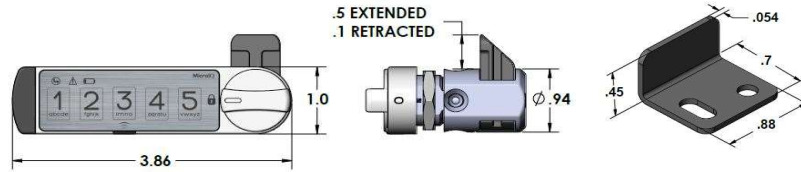


Standard locking position
always with knob in
position shown

The locking bolt, shipped not assembled, can be
installed at 12, 3, 6 and 9 O'Clock position.

Strike plate part of the kit

42A1CD-EF0-J1
Where:



A - Finish
0 Chrome
1 Black



C - Keypad/Lock Orientation

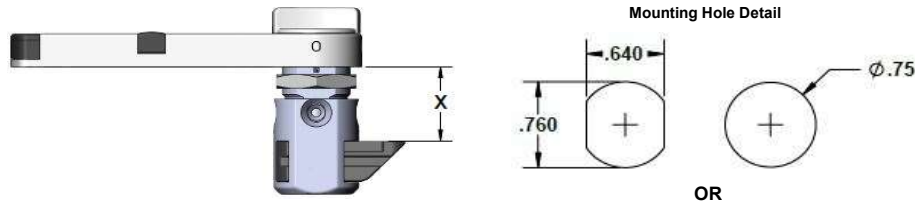
0 0°
1 90°
2 180°
3 270°

All configurations show knob
in locked position



D - Dim "X"

0 1 3/4
4 2 13/64
5 7/8




E - Rotation to Unlock

1 90° CW
3 90° CCW



F - Knob Options

0 Traditional
2 Paddle



J - Shell Orientation

1 Shell Flats Normal to Body

2 Shell Flats Parallel to Body

